



## PS Plus 3 – South East

Marek Musiol  
Lead Research Statistician  
PS Plus  
Marek.Musiol@hmps.gsi.gov.uk

Adam Bennett  
Statistics Officer  
PS Plus  
Adam.Bennett@hmps.gsi.gov.uk

Lucy Pendlebury  
Statistics Officer  
PS Plus  
Lucy.Pendlebury@hmps.gsi.gov.uk



**NOMS** National Offender  
Management Service  
Working together to reduce re-offending

Contents

Introduction

Introduction.....	Page 2
Section 1 – Demographics	
Geographic Distribution.....	Page 3
Reasons for Leaving the Project.....	Page 4
Diversity.....	Page 5
Assessed Needs.....	Page 7
Risk.....	Page 9
Offences.....	Page 10
Motivation.....	Page 11
Section 2 – Assistance Received	
Soft Outcomes - Summary.....	Page 12
Soft Outcomes - Qualifications.....	Page 13
Hard ETE Outcomes.....	Page 14
All Outcomes - Summary.....	Page 15

This report has been compiled to give information about beneficiaries in PS Plus 3 prisons who intend to live in South East England on release. The report contains information about beneficiaries on all three PS Plus 3 projects: PS3, LINK and Inclusion.

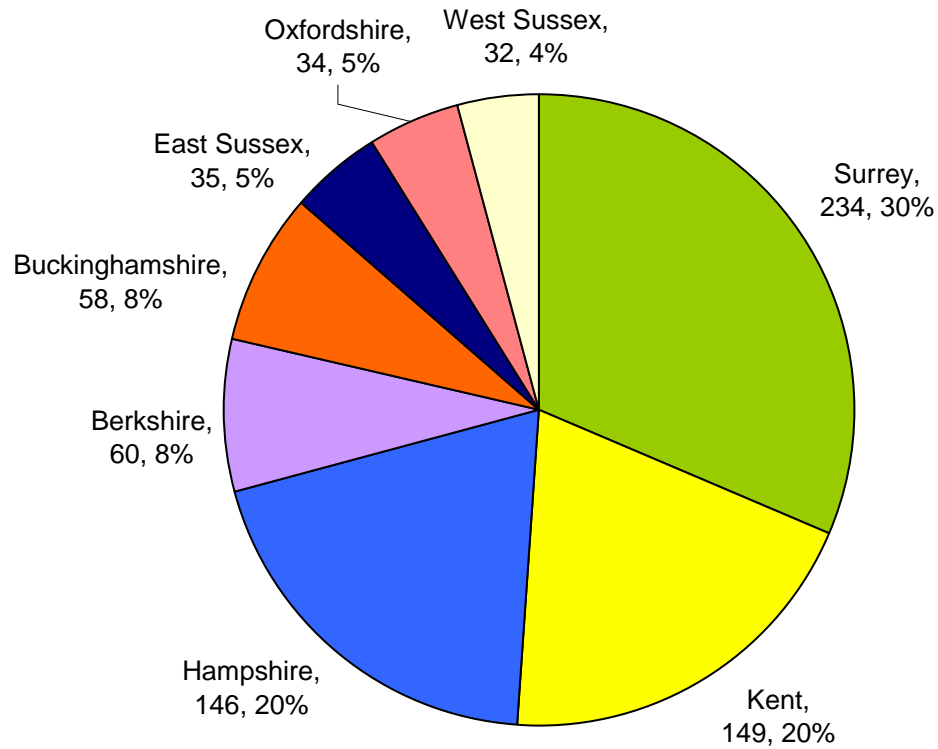
The PS Plus project ran in HMP Risley from January 2007 to December 2007, and in all other PS3 and LINK prisons from April 2007 to June 2008.

During this time, **748** beneficiaries who live or intended to live in the South East on release were worked with. 21% of beneficiaries started at HMP Guys Marsh and 15% of beneficiaries started at HMP Wellingborough intended to live in the South East on release.

This report will show the background of the beneficiaries worked with on the project (section 1), followed by the intervention given and outcomes gained from PS Plus 3 intervention (section 2).

Information in the report has been obtained from the PS Plus developed CATS database (Case Assessment and Tracking System).

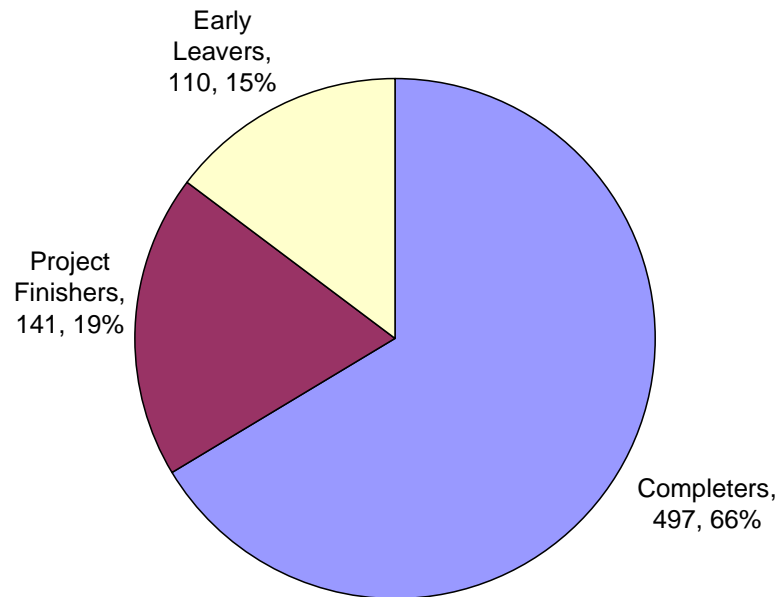
### Geographic Distribution



Breakdown of where beneficiaries intend to live upon completing their sentence

- Approximately 30% (234) of South East beneficiaries live or intend to live in Surrey upon release.
- A further 20% (149) were due to live in Kent and 20% (146) in Hampshire.

## Reasons for Leaving the Project



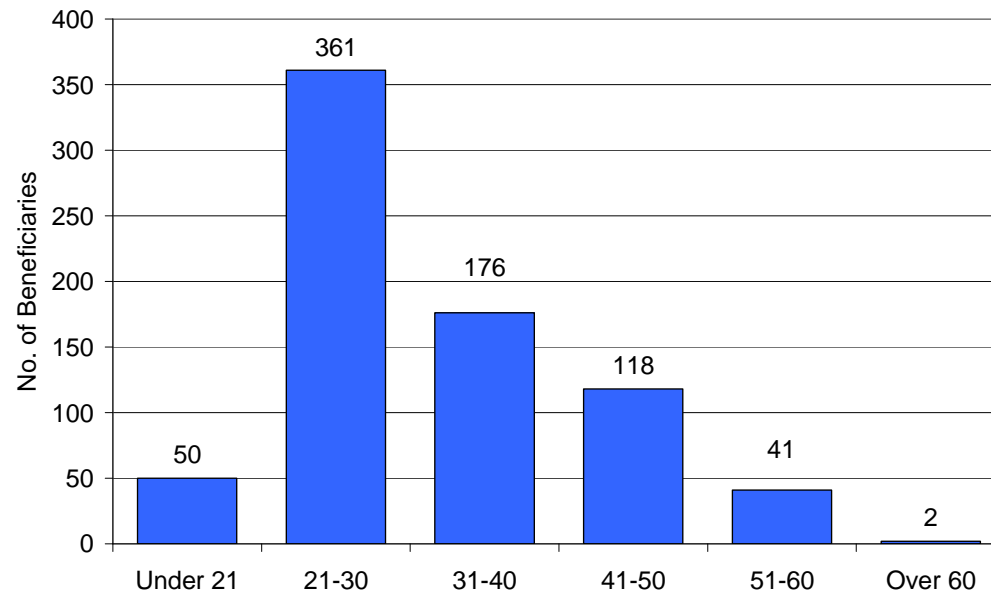
How beneficiaries left the project

<u>Reason for leaving early</u>	<u>No. bens</u>
Transferred to Non PS Plus Establishment/Probation Area	101
Absconded (prison only)	3
Decided not to continue on Project	2
Other	4
<b><u>Total</u></b>	<b><u>110</u></b>

Reasons for leaving the project early

- 66% (497) of South East beneficiaries were *completers* – they left PS Plus when their sentence expired.
- 19% (141) of South East beneficiaries on PS Plus 3 were *project finishers* – these beneficiaries completed the project before their release from prison or probation, due to the closure of PS Plus.
- A further 15% (110) of beneficiaries were *early leavers*. The most common reason for leaving the project early was due to transfer to a non-PS Plus establishment.

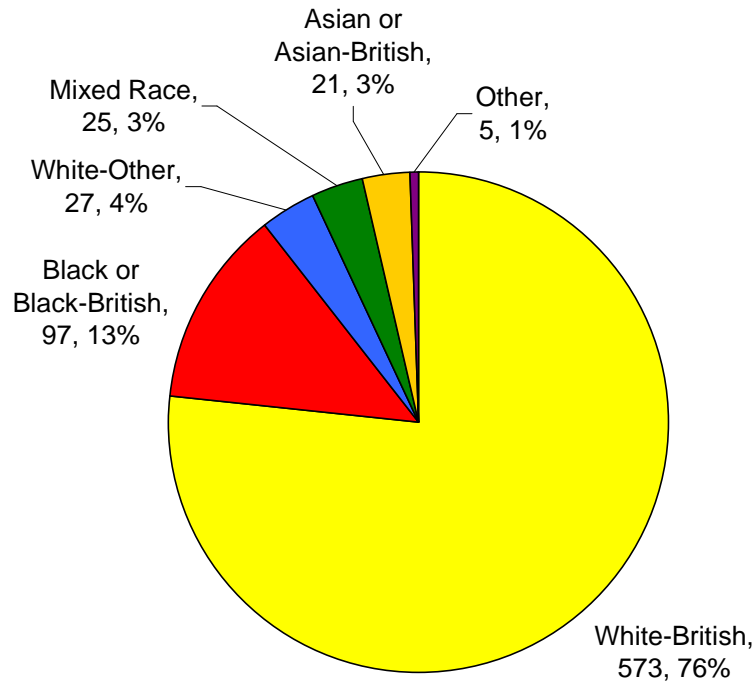
### Diversity: Age & Gender



Age groups of South East beneficiaries worked with on PS Plus 3

- The average (mean) age of PS Plus beneficiaries on starting the project was 31 years 11 months.
- The most common age group is 21-30, accounting for 48% of South East beneficiaries.
- 50 of the South East beneficiaries worked with on PS Plus 3 were under 21 on starting the project, and 2 beneficiaries were over 60.
- 6% (42) and 94% (706) of the beneficiaries were female and male respectively.

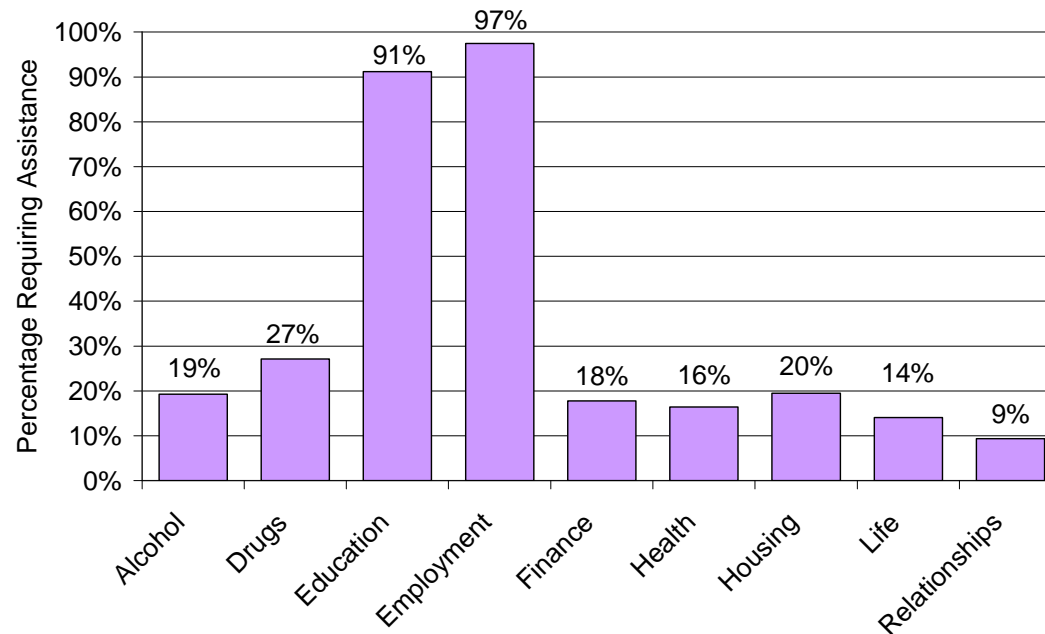
### Diversity: Ethnic Origin and Nationality



Ethnic origin of South East beneficiaries on PS Plus 3

- 76% (573) of South East beneficiaries on PS Plus 3 were White-British. Ethnic minorities accounted for 24% of the population.
- 96% (717) of South East beneficiaries were from the United Kingdom. PS Plus worked with 31 beneficiaries from outside the United Kingdom and of these, 22 were from outside of the EU.

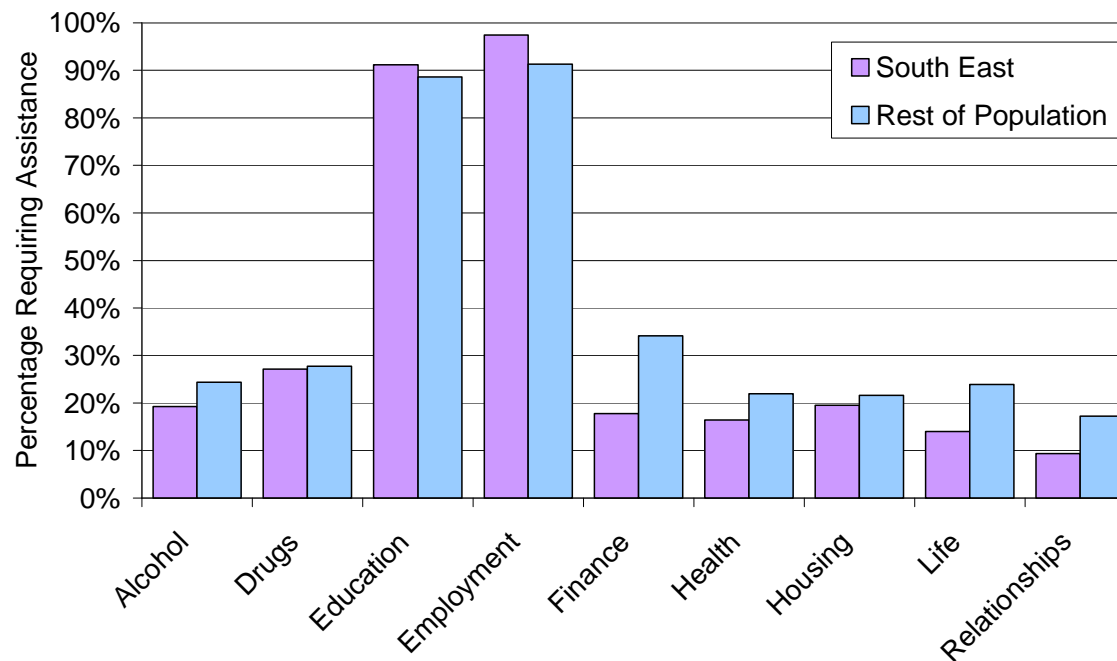
### Assessed Needs



Needs of South East beneficiaries according to assessments

- Every beneficiary needed help with either employment or education. 729 (97%) beneficiaries needed help with employment and 682 (91%) beneficiaries required assistance with education issues.
- 20% (146) of beneficiaries needed help with housing, and 4% (27) were identified as having no fixed abode. 16% (123) of beneficiaries needed help with health issues, and 22 (3%) beneficiaries considered themselves disabled.
- 278 beneficiaries identified a need for help with either drugs or alcohol, which accounted for 37% of the total.

### Assessed Needs – Comparison with the rest of PS Plus 3

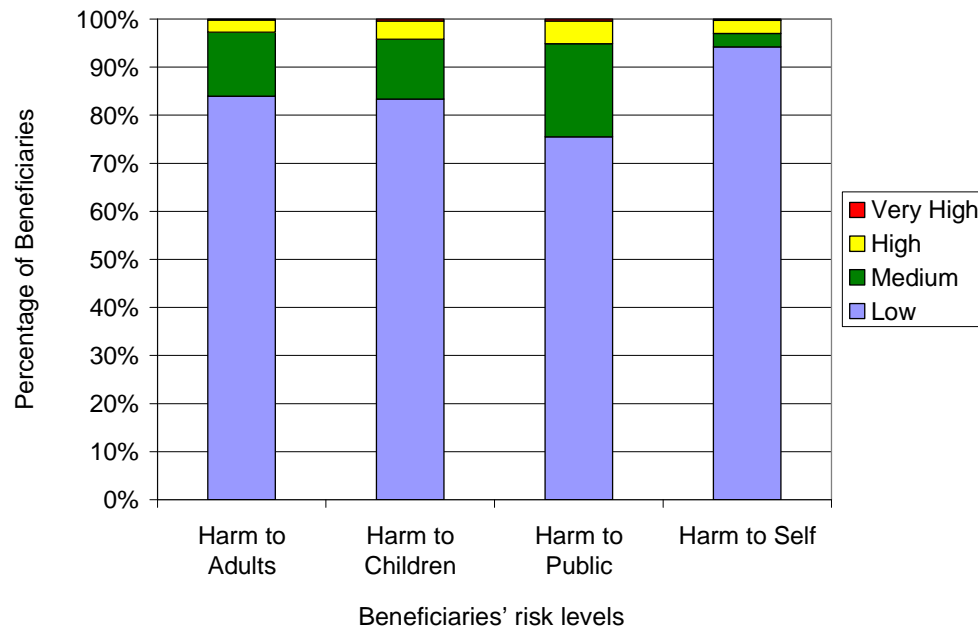


Needs of South East beneficiaries compared to the rest of the PS Plus 3 population.

- Statistical analysis shows that South East beneficiaries were significantly *more* likely to have problems with education and employment issues than the rest of the PS Plus 3 population.
- Analysis shows that South East beneficiaries were *less* likely to have problems with alcohol, finance, health, life and relationship issues than the rest of the PS Plus 3 population.

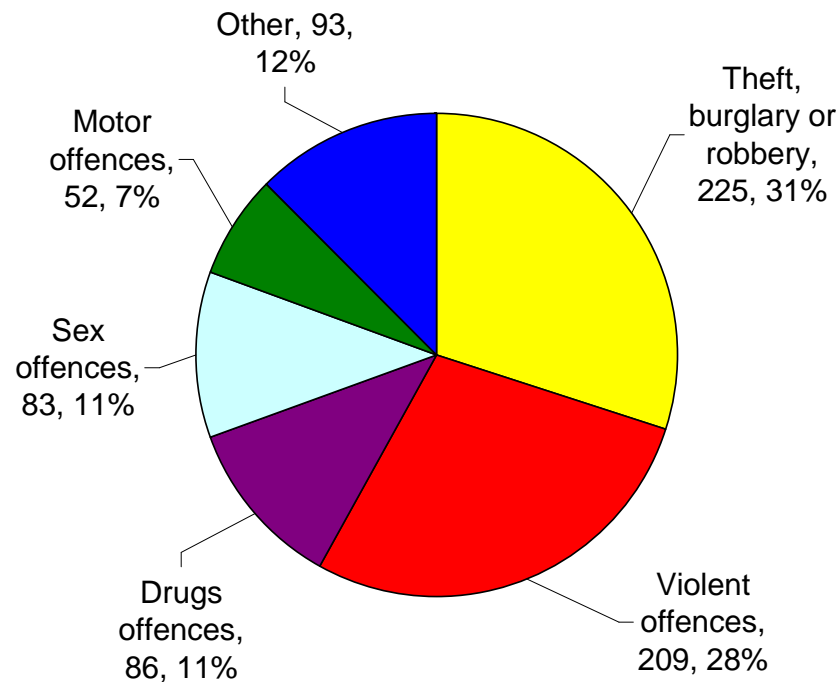


### Risk



- For risk of harm to adults, children and the public, approximately 27% of beneficiaries' risk was unknown. For risk of harm to self, approximately 51% of beneficiaries' risk was unknown.
- Where known, approximately 3-5% were classed as high or very high risk in each category.
- Where known, over 75% of prisoners were classed as low risk of harm towards adults, children, the public and themselves.

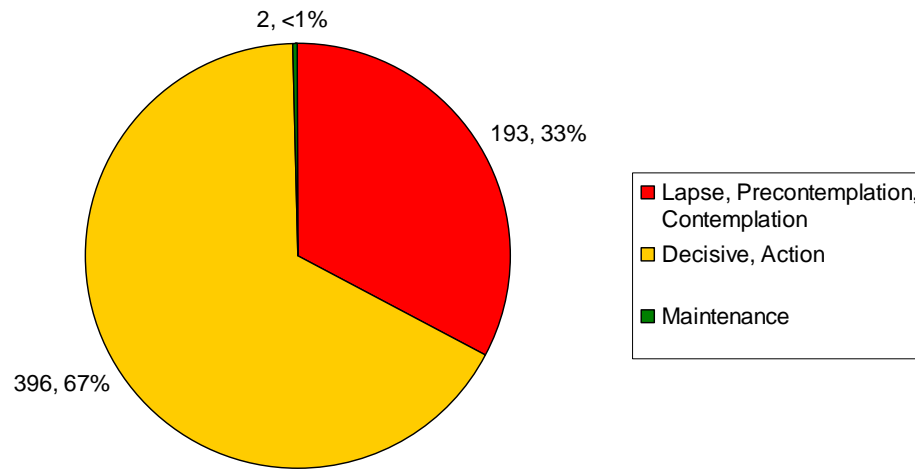
### Offences



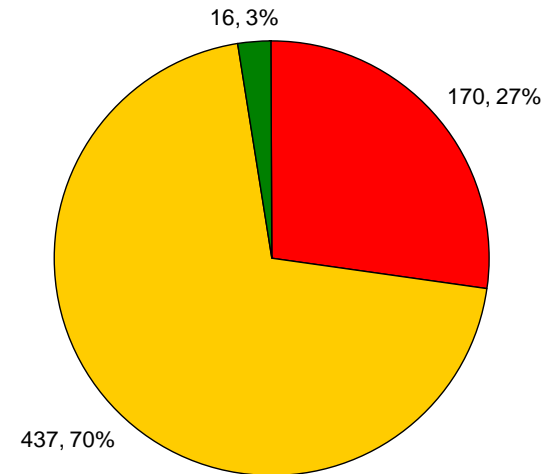
Offences committed by PS Plus beneficiaries

- The most common type of offence committed by South East beneficiaries was theft, burglary or robbery offences (31%) followed by violent offences (28%).
- 86 (11%) beneficiaries had committed drugs offences.

### Motivation



Beneficiaries' Starting Motivation



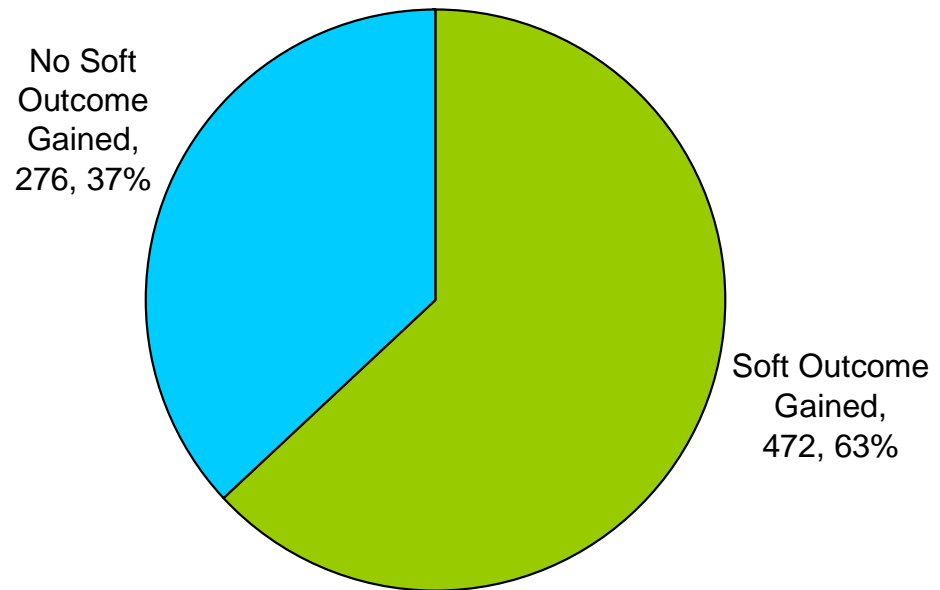
Beneficiaries' Finishing Motivation

- The proportion of beneficiaries whose motivation (where known) was lapse, pre-contemplation or contemplation decreased from 33% to 27%.
- 14 more beneficiaries had a motivation level of maintenance when beneficiaries' finishing motivation was calculated.
- Approximately 140 beneficiaries had no motivation levels recorded.

### Soft Outcomes - Summary

<u>Outcome</u>	<u>No. bens</u>
Advice On Disclosure	340
IAG Assistance	127
Non-NVQs Gained	124
CV Assisted	102
Accessed Beneficiary Fund	94
Job Club	66
Other Programme	32
NVQs Gained	31
CSCS - Health And Safety Test	22
Work Experience Community	20
CV Written on Own	13
Portfolio Of Achievement	12
Job Preparation	11
Housing Adv/Homeless Interview Secured	9
Other	33
<b>Total</b>	<b>1036</b>

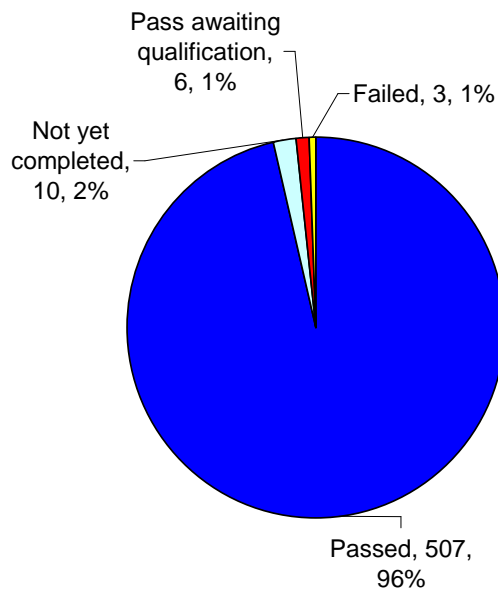
Soft outcomes gained by beneficiaries



Percentage gaining a soft outcome

- o 1036 soft outcomes were achieved by the 748 South East beneficiaries on PS Plus 3.
- o 63% (472) of South East beneficiaries achieved at least one soft outcome whilst on PS Plus 3.
- o 49% (367) beneficiaries received advice or guidance. 63% (472) received help with employment and 58% (436) received help with education.

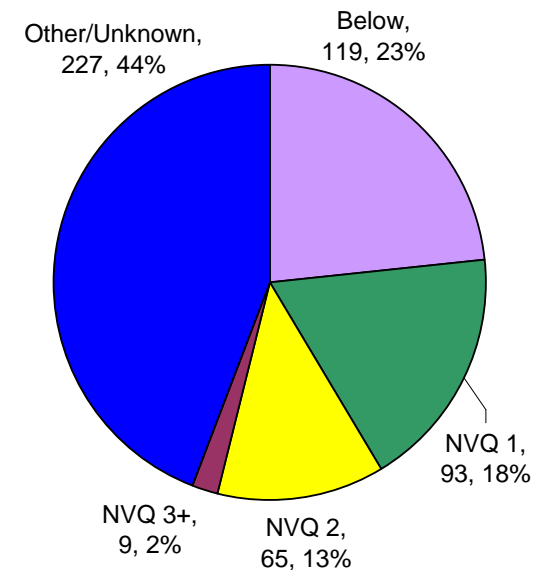
### Soft Outcomes – Qualifications



Exams passed by beneficiaries

<u>Subject passed</u>	<u>No. subjects</u>
Adult Numeracy	79
Employability Skills Programme	73
English	51
IT/ECDL	36
Adult Literacy	28
Health and Safety	19
Art	18
Education	15
Food Preparation & Cooking	15
Industrial Cleaning	15
Sport, Gym, Fitness	14
Manual Handling	14
Bricklaying	13
First Aid	11
Other	112
<b>Total</b>	<b>513</b>

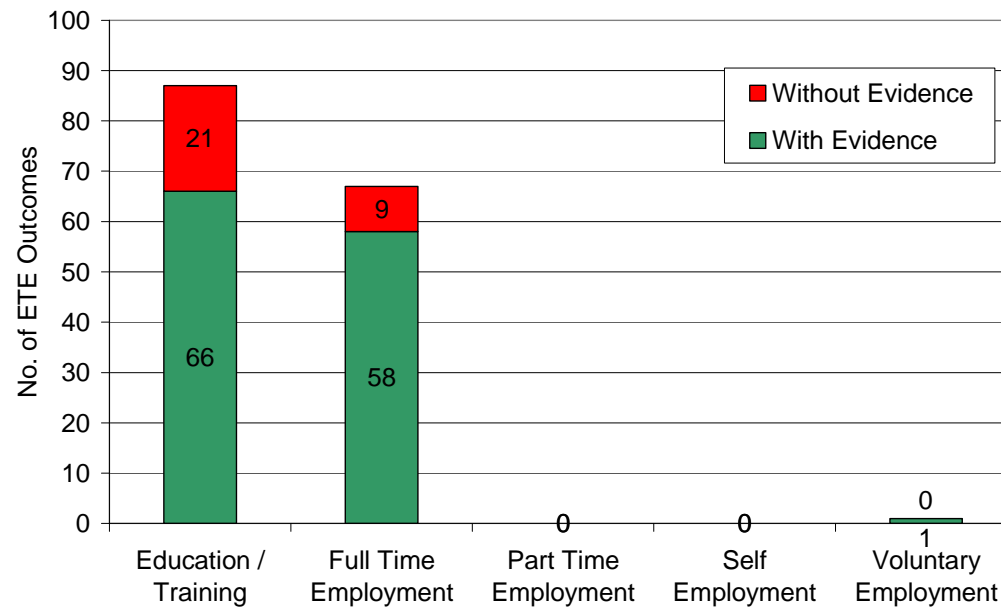
Subjects passed by beneficiaries



NVQs gained by beneficiaries

- 513 (98%) of exams taken by South East PS Plus beneficiaries were passed, with a further 10 yet to be completed by the end of the project. Only 3 exams were failed.
- PS Plus beneficiaries completed courses in a wide range of subjects, from creative arts to industrial cleaning. 79 adult numeracy courses and 73 employability skills programme courses were passed.
- 167 NVQs (level 1 and above) were passed by South East PS Plus beneficiaries.

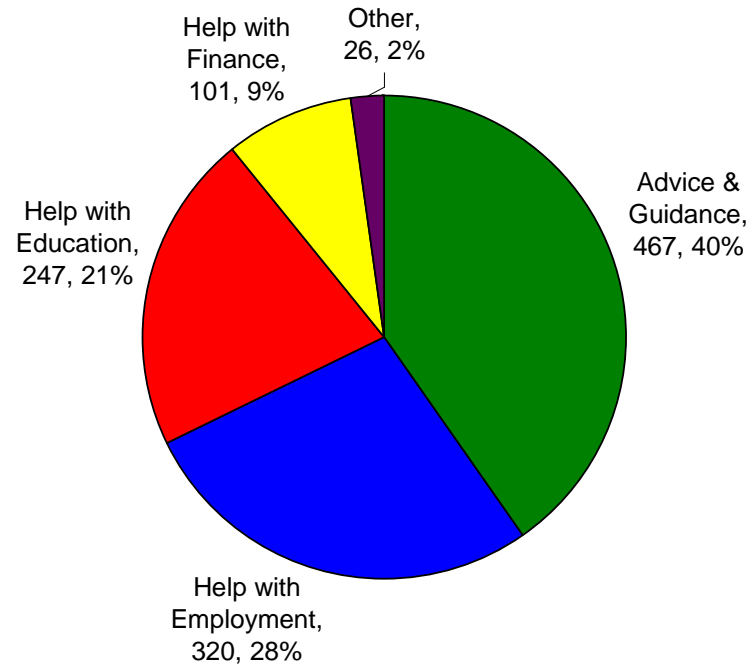
### Hard ETE Outcomes



ESF Hard ETE outcomes achieved by beneficiaries

- o 155 hard outcomes were recorded by PS Plus staff.
- o 125 hard outcomes had sufficient evidence for ESF auditing purposes.
- o South East beneficiaries on the PS Plus 3 project achieved 66 education/training outcomes and 59 employment outcomes.

### All Outcomes - Summary



Summary of All Outcomes Gained by South East beneficiaries on PS Plus 3

- In total, 1161 outcomes were achieved by South East PS Plus 3 beneficiaries.
- 66% (496) received at least one outcome while on the PS Plus project.
- 28% (320) of these outcomes have helped improve beneficiaries' employability, from writing CVs to gaining full-time employment.
- 101 finance outcomes and 9 housing outcomes were gained by South East beneficiaries.